

Fonts

Myriad Pro Regular

A B C D E F G H I J K L M N O P Q R S T U V W X Y Z
a b c d e f g h i j k l m n o p q r s t u v w x y z
1 2 3 4 5 6 7 8 9 0


Myriad Pro Semibold

A B C D E F G H I J K L M N O P Q R S T U V W X Y Z
a b c d e f g h i j k l m n o p q r s t u v w x y z
1 2 3 4 5 6 7 8 9 0


Myriad Pro Bold

A B C D E F G H I J K L M N O P Q R S T U V W X Y Z
a b c d e f g h i j k l m n o p q r s t u v w x y z
1 2 3 4 5 6 7 8 9 0

Color Specification



Logos & Symbols



A120
Arrow (for Directional Signs)



SPARTANBURG
COMMUNITY COLLEGE



T Y G E R R I V E R C A M P U S

An Enterprise Campus Authority

Logo: LTBD
(Spartanburg Community College Tiger River Campus)



Logo: LTBD
(Spark Center SC)



Sign Type A3 / Small Vehicular Directional

5120 Signbar Series
 Non-Illuminated / Mounting: Direct Burial
 Support Post: SC100 (4" Circular x 60" H) / Manual Sun
 Support Post: SC100 (4" Circular x 60" H) / Manual Sun
 Mounting: SC100 (4" Circular x 60" H) / Manual Sun
 Drive Flange: SC100 (Circular) / 1" Per Post / FMS 278C Blue
 Signbars:
 SPA (6-7/8" / 12" H) x 48" W / *Visible* / FMS 278C Blue
 FMS 278C Blue / 100mm / 100mm / 48" W / *Visible* / AZC Back
 SPA (6-7/8" / 12" H) x 48" W / *Visible* / FMS 278C Blue
 FMS 278C Blue / 100mm / 100mm / 48" W / *Visible* / AZC Back
 Arrow: AT201 2-1/4" x 1-1/2" x 10 White / *Visible* / C, LM = 2"



Sign Type A3 / Small Vehicular Directional

5120 Signbar Series
 Non-Illuminated / Mounting: Direct Burial
 Support Post: SC100 (4" Circular x 60" H) / Manual Sun
 Support Post: SC100 (4" Circular x 60" H) / Manual Sun
 Mounting: SC100 (4" Circular x 60" H) / Manual Sun
 Drive Flange: SC100 (Circular) / 1" Per Post / FMS 278C Blue
 Signbars:
 SPA (6-7/8" / 12" H) x 48" W / *Visible* / FMS 278C Blue
 FMS 278C Blue / 100mm / 100mm / 48" W / *Visible* / AZC Back
 SPA (6-7/8" / 12" H) x 48" W / *Visible* / FMS 278C Blue
 FMS 278C Blue / 100mm / 100mm / 48" W / *Visible* / AZC Back
 Arrow: AT201 2-1/4" x 1-1/2" x 10 White / *Visible* / C, LM = 2"



Sign Type A3 / Small Vehicular Directional


5120 Signbar Series
 Non-Illuminated / Mounting: Direct Burial
 Support Post: SC100 (4" Circular x 60" H) / Manual Sun
 Support Post: SC100 (4" Circular x 60" H) / Manual Sun
 Mounting: SC100 (4" Circular x 60" H) / Manual Sun
 Drive Flange: SC100 (Circular) / 1" Per Post / FMS 278C Blue
 Signbars:
 SPA (6-7/8" / 12" H) x 48" W / *Visible* / FMS 278C Blue
 FMS 278C Blue / 100mm / 100mm / 48" W / *Visible* / AZC Back
 SPA (6-7/8" / 12" H) x 48" W / *Visible* / FMS 278C Blue
 FMS 278C Blue / 100mm / 100mm / 48" W / *Visible* / AZC Back
 Arrow: AT201 2-1/4" x 1-1/2" x 10 White / *Visible* / C, LM = 2"



Sign Type A3 / Small Vehicular Directional

5120 Signbar Series
 Non-Illuminated / Mounting: Direct Burial
 Support Post: SC100 (4" Circular x 60" H) / Manual Sun
 Support Post: SC100 (4" Circular x 60" H) / Manual Sun
 Mounting: SC100 (4" Circular x 60" H) / Manual Sun
 Drive Flange: SC100 (Circular) / 1" Per Post / FMS 278C Blue
 Signbars:
 SPA (6-7/8" / 12" H) x 48" W / *Visible* / FMS 278C Blue
 FMS 278C Blue / 100mm / 100mm / 48" W / *Visible* / AZC Back
 SPA (6-7/8" / 12" H) x 48" W / *Visible* / FMS 278C Blue
 FMS 278C Blue / 100mm / 100mm / 48" W / *Visible* / AZC Back
 Arrow: AT201 2-1/4" x 1-1/2" x 10 White / *Visible* / C, LM = 2"

Colors depicted are a general representation of the color specification.
 If color selection is critical, please request sample for approval.




Sign Type A3 / Small Vehicular Directional
Location V9

Sign Type A3 / Small Vehicular Directional


5'20 Signs or Smaller
Non-Illuminated / Aluminum Direct Burial
Support Posts: SPC100 or Circular X 60/70 / Natural Steel
Post Caps: PC100SD / Dome Natural Steel
Decorative: SPC200 Circular (Cap / Post) / FMS 2'x4'S Sign
Signbars:
SPA (8'7/8" / 12" H) x 48" W / **Available** RMS 274BC Blue
SPB (8' / 9' / 10' / 12' H) x 48" W / **Available** / AZ2 Back
SPD (8' / 9' / 10' / 12' H) x 60" W / 100mm H / 48" W / **Available** / AZ2 Back
SPD (8' / 9' / 10' / 12' H) x 72" W / 72SD White / **Available** / AZ2 Back
SPD (8' / 9' / 10' / 12' H) x 72" W / 72SD White / **Available** / **Formal**, LA - 2"



Sign Type A3 / Small Vehicular Directional
Location V10


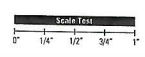


Colors depicted are a general representation of the color spec. If color selection is critical, please request sample for approval.

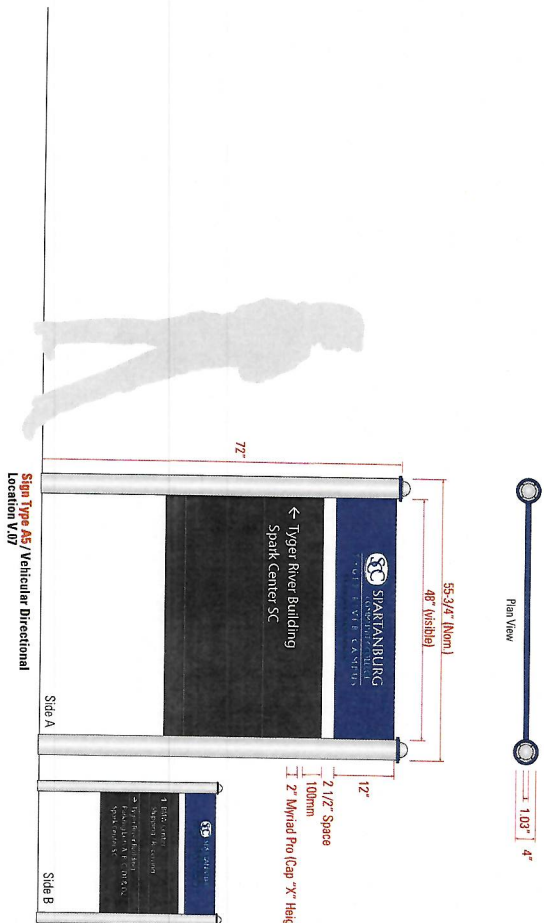


Sign Type A4/V Vehicular Directional

5728 Signbar Series
 Material: Aluminum Extrusion Direct Detail
 Signbar: 5728 Series
 Decorative Element: Post Cap FC100/D Dome Natural Satin
 Dash Rings: SP209 Circular (Qty. 1 per post) / MNS 2748C Blue
Signbars:
 S/P: 09/78/12/70h x 48" Wd (Vehicle) / MNS 2748C Blue
 Signbar Composite Logo: 0180 (Sparkenburg/Tyger River) / 9-3887 / A01 White
 Signbar Composite Text: 0180 (Sparkenburg/Tyger River) / A02 Black
PSV Graphics: Marinal Pro 277 7725-10 White
 Arrow: A120/2-1/4" / 1725-10 White / Format: LC, LW - 2"



Colors depicted are a general representation of the color specific. If color selection is critical, please request sample for approval.



Plan View
1.00" = 4'

Sign Type A5 / Vehicular Directional
Location V07


Side A

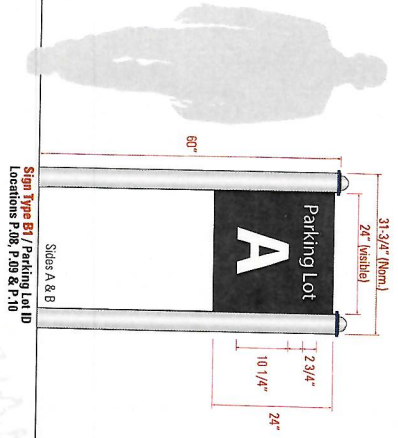

Side B

Sign Type A5 / Vehicular Directional

Location V07/20 Sign Series
Sign Post: SPEC (4" Dia, 72" H)
Decorative Element: Post Cap (PVC 100.0 Dome) (Natural/Satin)
Sign Dimensions: 1/2" Dia x 48" W / 72" H
Sign Material: PVC 2748C Blue
Sign Color: Blue
Sign Text: Spangenburg Community Center / Tyger River Building
Sign Post: PVC 2748C Blue
Sign Post Material: PVC 2748C Blue
Sign Post Finish: PVC 2748C Blue
Sign Post Color: Blue
Sign Post Text: Spangenburg Community Center / Tyger River Building
Sign Post Font: Arial
Sign Post Spacing: 12"
Sign Post Spacing: 2 1/2"
Sign Post Spacing: 100mm
Sign Post Spacing: 2 1/2"
Sign Post Spacing: 100mm
Sign Post Spacing: 2 1/2"
Sign Post Spacing: 100mm

Colors depicted are a general representation of the color specification.
If color selection is critical, please request sample for approval.





Sign Type B1 / Parking Lot ID






S120 SignPanel Series
 Non-Illuminated / Mounting: Direct Barrel
 Support Posts: SFC100 (4" Circular) / Natural Satin
 Decorative Elements:
 Post Caps: C20002 Dome / Natural Satin
 Post Feet: C20002 Dome / Natural Satin
 SignPanel: SP205 / 24" (H) x 24" (W) / Washable / 402 Black
 PSV Graphics:
 Myriad Pro Bold / 10-14 / 7725-10 White
 Myriad Pro Bold / 10-14 / 7725-10 White

Sign Type B1 / Parking Lot ID
 Locations P.08, P.09 & P.10

Sign Type B1 / Parking Lot ID
 Locations P.05 & P.06

Sign Type B1 / Parking Lot ID
 Locations P.03 & P.04

Sign Type B1 / Parking Lot ID
 Location P.07



Sign Type B1 / Parking Lot ID
 Locations P.01 & P.02

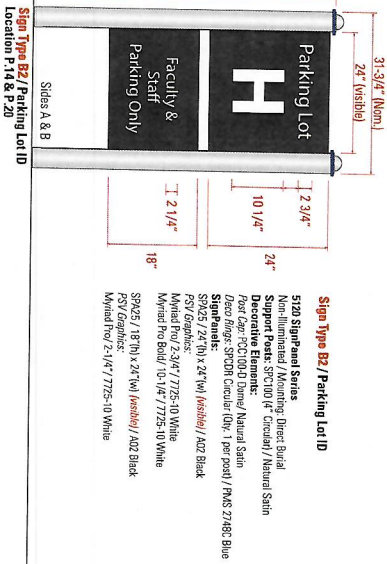
Sign Type B1 / Parking Lot ID
 Location P.11

Sign Type B1 / Parking Lot ID
 Location P.12

Sign Type B1 / Parking Lot ID
 Location P.13

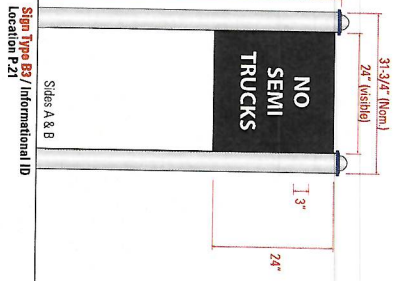
Sign Type B1 / Parking Lot ID
 Location P.17

Colors depicted are a general representation of the color spec
 If color selection is critical, please request sample for approval



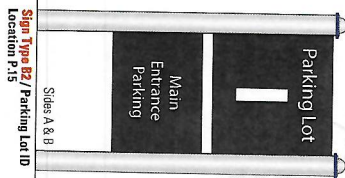
Sign Type B2 / Parking Lot ID

5120 SignPanel Series
Non-Illuminated / Mounting: Direct Burial
Support Posts: SP3100 4" Circular / Natural Stain
Decorative Elements:
Post Cap: PCC100-D Dome / Natural Stain
Decor Rings: SRCDR Circular (Qty. 1 per post) / FMS 2748C Blue
SRD25 2 1/4" x 2 1/4" (w/ Washable) / AZZ Black
PSV / Graphics:
Material Pro Build 2-3/4" / 7725-10 White
Material Pro Build 10-1/4" / 7725-10 White
Material Pro Build 2-1/4" / 7725-10 White




Sign Type B3 / Informational ID

5120 SignPanel Series
Non-Illuminated / Mounting: Direct Burial
Support Posts: SP3100 4" Circular / Natural Stain
Decorative Elements:
Post Cap: PCC100-D Dome / Natural Stain
Decor Rings: SRCDR Circular (Qty. 1 per post) / FMS 2748C Blue
SRD25 2 1/4" x 2 1/4" (w/ Washable) / AZZ Black
PSV / Graphics:
Material Pro Build 3 1/4" / 7725-10 White


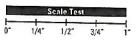


Sign Type B2 / Parking Lot ID

5120 SignPanel Series
Non-Illuminated / Mounting: Direct Burial
Support Posts: SP3100 4" Circular / Natural Stain
Decorative Elements:
Post Cap: PCC100-D Dome / Natural Stain
Decor Rings: SRCDR Circular (Qty. 1 per post) / FMS 2748C Blue
SRD25 2 1/4" x 2 1/4" (w/ Washable) / AZZ Black
PSV / Graphics:
Material Pro Build 2-3/4" / 7725-10 White
Material Pro Build 10-1/4" / 7725-10 White
Material Pro Build 2-1/4" / 7725-10 White




Colors depicted are a general representation of the color spec
If color selection is critical, please request sample for approval



Sign Type C1 / Building Identification
Location B.04

Sign Type C1 / Building Identification


5120 SignPanel Series
Non-Illuminated / Mounting: Direct Burial
Support Posts: SNC100 (4" Circular) x 72 (6") / Natural Satin
Decorative Elements: Face Cap: FCC100.0 (6") / Natural Satin
Post: PPS100 (6") / PPS2 (2") / PPS3 (2") / PPS4 (2") / PPS5 (2")
Sign Panel: SPC25 (18 1/4" x 48 1/4") / SPC25 (18 1/4" x 48 1/4")
PSV Graphics: Myriad Pro Semibold / 4.5/6" & 3.7/725-10 (White)
PSV Graphics: Myriad Pro / 1.5/6" / 725-10 (White)



Sign Type C2 / Building Identification

5120 SignPanel Series
 Non-Illuminated / Aluminum / Direct Burial
Support Posts: SPC100 1/4" Circular x 27 1/8" / Natural Satin
Decorative Elements: Post Cap: PCC100.00 Dome / Natural Satin
Decor Rings: SPCDR Circular Qty. 1 per post / PMS 2748C Blue
SignPanel: SPK25 / 18 1/8" x 48" W / Washable / PMS 2748C Blue
SV Options: Standard PVC Semibond / 4.5/8" / 1725-10 White
PSV Options: Standard PVC Semibond / 4.5/8" / 1725-10 White
PSV Graphics: Vinyl or Poly / 5/8" / 1725-10 White


Sign Type C2 / Building Identification
 Location B15



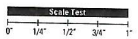
Sign Type C2 / Building Identification

5120 SignPanel Series
 Non-Illuminated / Aluminum / Direct Burial
Support Posts: SPC100 1/4" Circular x 27 1/8" / Natural Satin
Decorative Elements: Post Cap: PCC100.00 Dome / Natural Satin
Decor Rings: SPCDR Circular Qty. 1 per post / PMS 2748C Blue
SignPanel: SPK25 / 18 1/8" x 48" W / Washable / PMS 2748C Blue
SV Options: Standard PVC Semibond / 4.5/8" / 1725-10 White
PSV Options: Standard PVC Semibond / 4.5/8" / 1725-10 White
PSV Graphics: Vinyl or Poly / 5/8" / 1725-10 White

Sign Type C2 / Building Identification
 Location B16




Colors depicted are a general representation of the color spec. If color selection is critical, please request sample for approval.




Top View

1 5/8"



Sign Type C5 / Building Identification - Wall Mount

5169 SignPanel Series
 Non-Illuminated / Mounting Mechanical Fasteners w/ Anodized
 Wall Channels: W03 (Radius) / Natural Stain
SignPanel: 39x25 / 20TH x 48" (w) *(includes)* / FMS 2748C Blue
PSV Graphics: Logo / 127 / 7725-10 White
Bottom Rule Line on Sign Panel: 2 7/8" x 48" (w)
SignSize: 39x25 / 18" / 75mmh x 48" (w) *(includes)* / A02 Black
PSV Graphics: Myriad Pro / 1.5/8" / 7725-10 White



Sign Type C6 / Building Identification - Wall Mount

5169 SignPanel Series
 Non-Illuminated / Mounting Mechanical Fasteners w/ Anodized
 Wall Channels: W03 (Radius) / Natural Stain
SignPanel: 39x25 / 20TH x 48" (w) *(includes)* / FMS 2748C Blue
PSV Graphics: Logo: (180) (Spark Center Logo) / 127 / 7725-10 White
Bottom Rule Line on Sign Panel: 2 7/8" x 48" (w) / A01 White
SignSize: 39x25 / 18" / 75mmh x 48" (w) *(includes)* / A02 Black
PSV Graphics: Myriad Pro / 1.5/8" / 7725-10 White

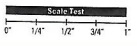
Message Therapy Clinic

Additional / Separate Signage:
 39x25 / 18" / 75mmh x 48" (w) *(includes)* / A02 Black
PSV Graphics: Myriad Pro / 1.5/8" / 7725-10 White


Sign Type C5 / Building Identification - Wall Mount
 Location B.03

Sign Type C6 / Building Identification - Wall Mount
 Location B.06

Colors depicted are a general representation of the color spec
 If color selection is critical, please request sample for approval




Sign Type C2 / Building Identification
Location B.02 (Site B)



Sign Type C3 / Building Identification - Wall Mount
Location B.03 (Site A Only)




Sign Type C1 / Building Identification
Location B.04 (Site B)



Sign Type C2 / Building Identification
Location B.05 (Site A)




Sign Type C3 / Building Identification - Wall Mount
Location B.05 (Site A Only)



Sign Type B1 / Parking Lot ID
Location P.01 (Site A - Same a B)

Colors depicted are a general representation of the color spec
If color selection is critical, please request sample for approval



Sign Type B1 / Parking Lot ID
Location P.02 (Side B - Same as A)



Sign Type B1 / Parking Lot ID
Location P.03 (Side B - Same as A)



Sign Type B1 / Parking Lot ID
Location P.04 (Side B - Same as A)



Sign Type B1 / Parking Lot ID
Location P.05 (Optional Angle)



Sign Type B1 / Parking Lot ID
Location P.05 (Side A - Same as B)




Sign Type B1 / Parking Lot ID
Location P.06 (Side A - Same as B)



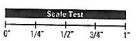
Sign Type B1 / Parking Lot ID
Location P.07 (Side A - Same as B)



Sign Type B1 / Parking Lot ID
Location P.08 (Side B)



Sign Type B1 / Parking Lot ID
Location P.08 (Optional Angle)



Colors depicted are a general representation of the color spec
If color selection is critical, please request sample for approval




Sign Type B1 / Parking Lot ID
Location P-09 (Side B - Same as A)




Sign Type B1 / Parking Lot ID
Location P-10 (Side B - Same as A)



Sign Type B1 / Parking Lot ID
Location P-11 (Side B - Same as A)



Sign Type B1 / Parking Lot ID
Location P-12 (Side A)



Sign Type B1 / Parking Lot ID
Location P-13 (Side A - Same as B)



Sign Type B2 / Parking Lot ID
Location P-14 (Side A - Same as B)



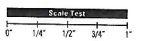
Sign Type B2 / Parking Lot ID
Location P-15 (Side A - Same as B)




Sign Type B2 / Parking Lot ID
Location P-16 (Side A - Same as B)



Sign Type B1 / Parking Lot ID
Location P-17 (Side B - same as A)



Colors depicted are a general representation of the color spec
If color selection is critical, please request sample for approval



Sign Type B2 / Parking Lot ID
Location P20 (Side A - Same as B)



Sign Type B2 / Parking Lot ID
Location P20 (Side B - Same as A)



Sign Type B3 / Informational ID
Location P21 (Side B)



Sign Type A3 / Small Vehicular Directional
Location V07 (Side B)



Sign Type A3 / Small Vehicular Directional
Location V02 (Side A)



Sign Type A3 / Small Vehicular Directional
Location V02 (Side B)




Sign Type A3 / Small Vehicular Directional
Location V03 (Side B)



Sign Type A3 / Small Vehicular Directional
Location V04 (Side B)



Sign Type A3 / Small Vehicular Directional
Location V05 (Side A)



Colors depicted are a general representation of the color spec
If color selection is critical, please request sample for approval



Sign Type A3 / Small Vehicular Directional
Location V05 (Side B)




Sign Type A3 / Small Vehicular Directional
Location V08 (Side B)



Sign Type A5 / Vehicular Directional
Location V07 (Side B)




Sign Type A4 / Vehicular Directional
Location V06 (Side B)



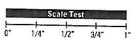
Sign Type A4 / Vehicular Directional
Location V09 (Side B)



Sign Type A3 / Small Vehicular Directional
Location V10 (Side A)



Sign Type A4 / Vehicular Directional
Location V11 (Side B)



Colors depicted are a general representation of the color specified.
If color selection is critical, please request sample for approval.